



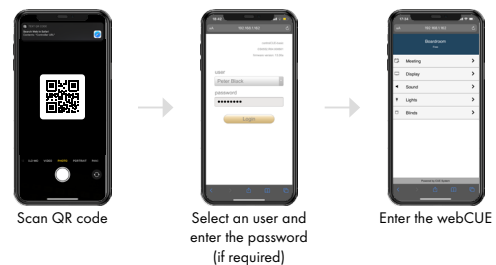
## Main Features

- Safe, easy-to-use, and cheap solution for simple meeting room control & reservation
- Web application activated by scanning a QR code
- All handled from the comfort of own personal device
- Touching only own personal device
- All control in user hands
- Provides a customized user interface
- Compatible with all mobile platforms
- One-time license purchase

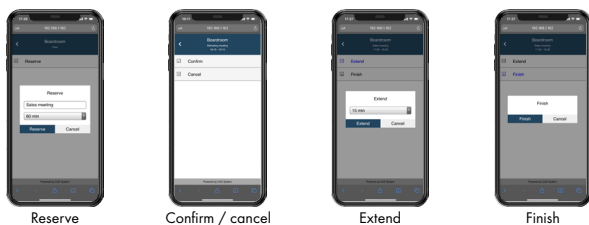
## How to enter the application

The webCUE application opens in the web browser automatically after scanning the QR code.

Access to the application can be free, i.e. without the need to enter a password. If it is necessary to protect the use with a password, it is possible to define users and assign passwords to them in the control unit or touch panel. It is also possible to define a user password that can be used by a group of users, such as employees in the same department. Users are managed using the standard Admin web.



## Meeting management



The webCUE offers the possibility of integration with the touchONE reservation system. Then the following meeting management functions are available:

- Room status indication
- Meeting info
- Reserve room
- Confirm or cancel reservation
- Extend reservation
- Finish reservation

## Control functions

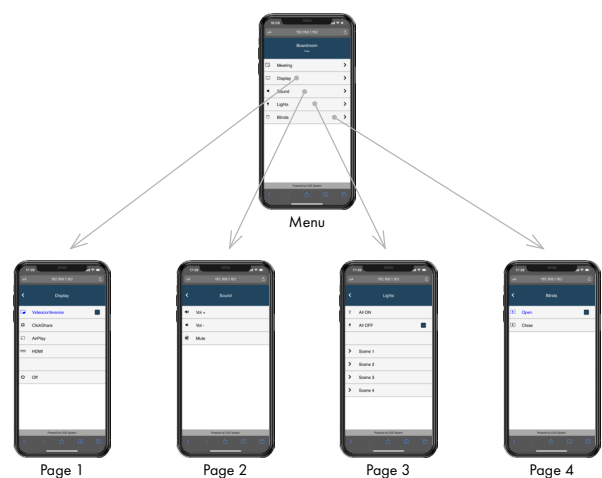
A maximum of 32 buttons divided into 4 pages are available for room control. The pages and buttons are optimized for use on a mobile device and their layout is fixed. So there is no need to design and program the layout.

The following properties can be set in the main menu

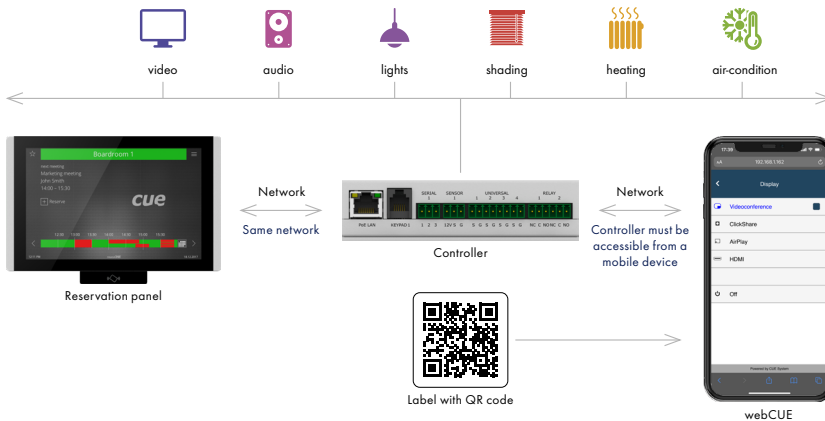
- Number of menu buttons from 1 to 4
- Icon and text for each menu button

The following features can then be set in each page

- Number of buttons from 1 to 8
- Icon and text for each button
- Dynamic indicator for each button
- Button types are
  - Pushbutton
  - Repeat button with various periods
  - Toggle button with 2 or 3 or 4 states



### Basic configuration



The basic configuration for deploying a webCUE application assumes the use of a controller (e.g. controlCUE-basic), in which a control application prepared using the Cue Visual Composer programming tool is loaded. The control unit controls the individual devices installed in the meeting room. The controller must be accessible from a mobile device via data network.

If the room is equipped with a touchONE reservation panel, it is possible to activate meeting management functions. Thus, integration with the reservation system requires a reservation panel. The reservation panel and controller must be connected to the same network.

The QR code for activating the webCUE application can be printed on a label and pasted, for example, to the entrance to the meeting room, table, etc.

### Flexible configurations

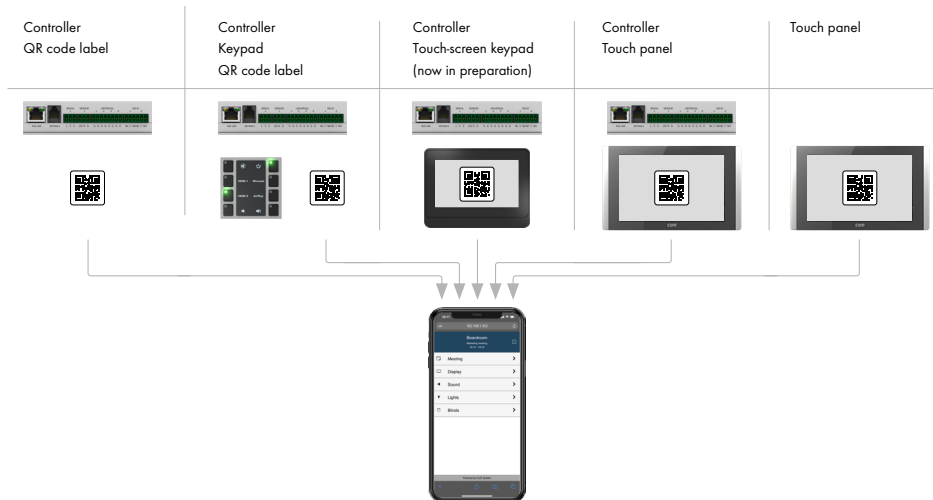
The following figure shows all possible configurations of the control system where the webCUE application can be used.

The basic configuration assumes the use of a controller and a QR code on the label. There is no other control panel in this configuration and the room is controlled only by mobile devices with webCUE.

Next configuration offers the ability to use webCUE as a complement to simple 8-buttons keypad.

The third possible configuration assumes the use of a touch-screen keypad with a controller. The QR code is displayed on the touch-screen keypad.

The webCUE can also be used as a supplement to control systems equipped with a touch panel, either with or without a controller. In this case, the QR code is displayed on the touch panel display. Implementation is very easy, as Cue Visual Composer offers functions for generating and displaying QR code in touch panel applications.



### Specifications

- Operating system
  - Apple iOS with Safari or other web browser
  - Google Android with Chrome or other web browser
  - Microsoft® Windows with new Edge, Chrome or other web browser
- Resolution
  - Fully responsive web site design
- Network
  - Wired or wireless (Wi-Fi) network

### Application notes

- The webCUE needs a controller or touch panel used as an application server and it doesn't operate with lightweight controllers.
- All software components are included in the Cue Visual Composer. Version 13.00 or higher is required.
- The QR code content
  - URL based on CUEunit IP address  
e.g. <http://192.168.1.162/app/index.html>
  - URL based on CUEunit host name  
e.g. <http://controller-boardroom/app/index.html>

**In this case the controller's host name must have a record in the DNS server of the given network.**
- The webCUE license CS0605 must be uploaded to the controller or touch panel and registered. During registration, the unit must be connected to the Internet.
- The controller must be accessible from a mobile device via a network.
- The controller and reservation panel must be connected to the same network.

### Order information

Product code CS0605 for license ordering.